



Hola, ¿qué tal?



Más vocabulario

Buenos días. *Good morning.*

Buenas noches. *Good evening;
Good night.*

Hasta la vista. *See you later.*

Hasta pronto. *See you soon.*

¿Cómo se llama usted? *What's your name? (form.)*

Le presento a... *I would like to introduce
you to (name). (form.)*

Te presento a... *I would like to introduce
you to (name). (fam.)*

el nombre *name*

¿Cómo estás? *How are you? (fam.)*

No muy bien. *Not very well.*

¿Qué pasa? *What's happening?;
What's going on?*

por favor *please*

De nada. *You're welcome.*

No hay de qué. *You're welcome.*

Lo siento. *I'm sorry.*

Gracias. *Thank you; Thanks.*

Muchas gracias. *Thank you very much;
Thanks a lot.*

Variación léxica

Items are presented for recognition purposes only.

Buenos días. ↔ Buenas.

De nada. ↔ A la orden.

Lo siento. ↔ Perdón.

¿Qué tal? ↔ ¿Qué hubo? (Col.)

Chau ↔ Ciao; Chao

recursos

WB pp. 1-2	LM p. 1	vhlcentral.com Lección 1



ELENA Patricia, le presento a Jorge Perales.

PATRICIA Encantada.

SEÑOR PERALES Igualmente. ¿De dónde es usted, señorita?

PATRICIA Soy de México. ¿Y usted?

SEÑOR PERALES De Puerto Rico.

2

TOMÁS ¿Qué tal, Alberto?

ALBERTO Regular. ¿Y tú?

TOMÁS Bien. ¿Qué hay de nuevo?

ALBERTO Nada.

3

SEÑOR VARGAS Buenas tardes, señora Wong. ¿Cómo está usted?

SEÑORA WONG Muy bien, gracias.

¿Y usted, señor Vargas?

SEÑOR VARGAS Bien, gracias.

SEÑORA WONG Hasta mañana, señor Vargas. Saludos a la señora Vargas.

SEÑOR VARGAS Adiós.

AYUDA

In Spanish, people can be addressed either formally or informally. Dialogues 1 and 3 are formal exchanges and use **usted** (you) forms. Dialogues 2, 4, and 5 are informal and use the familiar **tú** (you) form or other informal expressions. You will learn more about this in **Estructura 1.3**.



1

Escuchar Listen to each question or statement, then choose the correct response.

- | | |
|-----------------------------------|-----------------------|
| 1. a. Muy bien, gracias. | b. Me llamo Graciela. |
| 2. a. Lo siento. | b. Mucho gusto. |
| 3. a. Soy de Puerto Rico. | b. No muy bien. |
| 4. a. No hay de qué. | b. Regular. |
| 5. a. Mucho gusto. | b. Hasta pronto. |
| 6. a. Nada. | b. Igualmente. |
| 7. a. Me llamo Guillermo Montero. | b. Muy bien, gracias. |
| 8. a. Buenas tardes. ¿Cómo estás? | b. El gusto es mío. |
| 9. a. Saludos a la Sra. Ramírez. | b. Encantada. |
| 10. a. Adiós. | b. Regular. |

2

Identificar You will hear a series of expressions. Identify the expression (a, b, c, or d) that does not belong in each series.

- | | |
|----------|----------|
| 1. _____ | 3. _____ |
| 2. _____ | 4. _____ |

3

Escoger For each expression, write another word or phrase that expresses a similar idea.

modelo

¿Cómo estás? **¿Qué tal?**

- | | |
|---------------|--------------------|
| 1. De nada. | 4. Hasta la vista. |
| 2. Encantado. | 5. Mucho gusto. |
| 3. Adiós. | |

4

Ordenar Work with a partner to put this scrambled conversation in order. Then act it out.

- Muy bien, gracias. Soy Rosabel.
- Soy de México. ¿Y tú?
- Mucho gusto, Rosabel.
- Hola. Me llamo Carlos. ¿Cómo estás?
- Soy de Argentina.
- Igualmente. ¿De dónde eres, Carlos?



- CARLOS** _____
- ROSABEL** _____
- CARLOS** _____
- ROSABEL** _____
- CARLOS** _____
- ROSABEL** _____

4
BERTA Hasta luego, Tere.
TERESA Chau, Berta. Nos vemos mañana.

5
CARMEN Buenas tardes. Me llamo Carmen. ¿Cómo te llamas tú?
ANTONIO Buenas tardes. Me llamo Antonio. Mucho gusto.
CARMEN El gusto es mío. ¿De dónde eres?
ANTONIO Soy de los Estados Unidos, de California.

Pronunciación Audio

The Spanish alphabet

The Spanish and English alphabets are almost identical, with a few exceptions. For example, the Spanish letter **ñ** (**eñe**) doesn't occur in the English alphabet. Furthermore, the letters **k** (**ka**) and **w** (**doble ve**) are used only in words of foreign origin. Examine the chart below to find other differences.

¡LENGUA VIVA!

Note that **ch** and **ll** are digraphs, or two letters that together produce one sound. Conventionally they have been considered part of the alphabet, but **ch** and **ll** do not have their own entries when placing words in alphabetical order, as in a glossary.





AYUDA

The letter combination **rr** produces a strong trilled sound which does not have an English equivalent. English speakers commonly make this sound when imitating the sound of a motor. This sound occurs with the **rr** between vowels and with the **r** at the beginning of a word: **puertorriqueño**, **terrible**, **Roberto**, etc. See **Lección 7**, p. 233 for more information.


Letra	Nombre(s)	Ejemplos	Letra	Nombre(s)	Ejemplos
a	a	adiós	m	eme	mapa
b	be	bien, problema	n	ene	nacionalidad
c	ce	cosa, cero	ñ	eñe	mañana
ch	che	chico	o	o	once
d	de	diario, nada	p	pe	profesor
e	e	estudiante	q	cu	qué
f	efe	foto	r	ere	regular, señora
g	ge	gracias, Gerardo, regular	s	ese	señor
h	hache	hola	t	te	tú
i	i	igualmente	u	u	usted
j	jota	Javier	v	ve	vista, nuevo
k	ka, ca	kilómetro	w	doble ve	walkman
l	ele	lápiz	x	equis	existir, México
ll	elle	llave	y	i griega, ye	yo
			z	zeta, ceta	zona



 **El alfabeto** Repeat the Spanish alphabet and example words after your instructor.

 **Práctica** Spell these words aloud in Spanish.

- | | | |
|-----------|-------------------|----------------|
| 1. nada | 6. por favor | 11. Javier |
| 2. maleta | 7. San Fernando | 12. Ecuador |
| 3. quince | 8. Estados Unidos | 13. Maite |
| 4. muy | 9. Puerto Rico | 14. gracias |
| 5. hombre | 10. España | 15. Nueva York |

 **Refranes** Read these sayings aloud



¹ Seeing is believing.
² Silence is golden.

recursos

	
LM p. 2	vhicentral.com Lección 1

1.1

Nouns and articles



Spanish nouns

ANTE TODO

A noun is a word used to identify people, animals, places, things, or ideas. Unlike English, all Spanish nouns, even those that refer to non-living things, have gender; that is, they are considered either masculine or feminine. As in English, nouns in Spanish also have number, meaning that they are either singular or plural.

Nouns that refer to living things

Masculine nouns

el hombre *the man*

ending in **-o**

el chico *the boy*
el pasajero *the (male) passenger*

ending in **-or**

el conductor *the (male) driver*
el profesor *the (male) teacher*

ending in **-ista**

el turista *the (male) tourist*

Feminine nouns

la mujer *the woman*

ending in **-a**

la chica *the girl*
la pasajera *the (female) passenger*

ending in **-ora**

la conductora *the (female) driver*
la profesora *the (female) teacher*

ending in **-ista**

la turista *the (female) tourist*

- ▶ Generally, nouns that refer to males, like **el hombre**, are masculine, while nouns that refer to females, like **la mujer**, are feminine.
- ▶ Many nouns that refer to male beings end in **-o** or **-or**. Their corresponding feminine forms end in **-a** and **-ora**, respectively.



el conductor



la profesora

- ▶ The masculine and feminine forms of nouns that end in **-ista**, like **turista**, are the same, so gender is indicated by the article **el** (masculine) or **la** (feminine). Some other nouns have identical masculine and feminine forms.

el joven
the young man

el estudiante
the (male) student

la joven
the young woman

la estudiante
the (female) student

¡LENGUA VIVA!

Profesor(a) and **turista** are *cognates*— words that share similar spellings and meanings in Spanish and English. Recognizing cognates will help you determine the meaning of many Spanish words.

Here are some other cognates:
la administración,
el animal,
el apartamento,
el cálculo, **el color**,
la decisión, **la historia**,
la música,
el restaurante,
el/la secretario/a.

AYUDA

Cognates can certainly be very helpful in your study of Spanish. Beware, however, of “false” cognates, those that have similar spellings in Spanish and English, but different meanings:

la carpeta *folder*
el/la conductor(a)
driver
el éxito *success*
la fábrica *factory*

Nouns that refer to non-living things

Masculine nouns

ending in **-o**

el cuaderno	<i>the notebook</i>
el diario	<i>the diary</i>
el diccionario	<i>the dictionary</i>
el número	<i>the number</i>
el video	<i>the video</i>

ending in **-ma**

el problema	<i>the problem</i>
el programa	<i>the program</i>

ending in **-s**

el autobús	<i>the bus</i>
el país	<i>the country</i>

Feminine nouns

ending in **-a**

la computadora	<i>the computer</i>
la cosa	<i>the thing</i>
la escuela	<i>the school</i>
la maleta	<i>the suitcase</i>
la palabra	<i>the word</i>

ending in **-ción**

la lección	<i>the lesson</i>
la conversación	<i>the conversation</i>

ending in **-dad**

la nacionalidad	<i>the nationality</i>
la comunidad	<i>the community</i>

¡LENGUA VIVA!

The Spanish word for *video* can be pronounced with the stress on the *i* or the *e*. For that reason, you might see the word written with or without an accent: **video** or **vídeo**.

- ▶ As shown above, certain noun endings are strongly associated with a specific gender, so you can use them to determine if a noun is masculine or feminine.
- ▶ Because the gender of nouns that refer to non-living things cannot be determined by foolproof rules, you should memorize the gender of each noun you learn. It is helpful to learn each noun with its corresponding article, **el** for masculine and **la** for feminine.
- ▶ Another reason to memorize the gender of every noun is that there are common exceptions to the rules of gender. For example, **el mapa** (*map*) and **el día** (*day*) end in **-a**, but are masculine. **La mano** (*hand*) ends in **-o**, but is feminine.

Plural of nouns

- ▶ To form the plural, add **-s** to nouns that end in a vowel. For nouns that end in a consonant, add **-es**. For nouns that end in **z**, change the **z** to **c**, then add **-es**.

el chico → los chicos

la nacionalidad → las nacionalidades

el diario → los diarios

el país → los países

el problema → los problemas

el lápiz (*pencil*) → los lápices

- ▶ In general, when a singular noun has an accent mark on the last syllable, the accent is dropped from the plural form.

la lección → las lecciones

el autobús → los autobuses

- ▶ Use the masculine plural form to refer to a group that includes both males and females.

1 pasajero + 2 pasajeras = 3 pasajeros 2 chicos + 2 chicas = 4 chicos

CONSULTA

You will learn more about accent marks in **Lección 4, Pronunciación**, p. 123.





Spanish articles

ANTE TODO

As you know, English often uses definite articles (*the*) and indefinite articles (*a, an*) before nouns. Spanish also has definite and indefinite articles. Unlike English, Spanish articles vary in form because they agree in gender and number with the nouns they modify.





Definite articles

- Spanish has four forms that are equivalent to the English definite article *the*. Use definite articles to refer to specific nouns.

Masculine		Feminine	
SINGULAR	PLURAL	SINGULAR	PLURAL
			
el diccionario <i>the dictionary</i>	los diccionarios <i>the dictionaries</i>	la computadora <i>the computer</i>	las computadoras <i>the computers</i>

Indefinite articles

- Spanish has four forms that are equivalent to the English indefinite article, which according to context may mean *a, an, or some*. Use indefinite articles to refer to unspecified persons or things.

Masculine		Feminine	
SINGULAR	PLURAL	SINGULAR	PLURAL
			
un pasajero <i>a (one) passenger</i>	unos pasajeros <i>some passengers</i>	una fotografía <i>a (one) photograph</i>	unas fotografías <i>some photographs</i>

¡LENGUA VIVA!

Feminine singular nouns that begin with a stressed **a-** or **ha-** require the masculine articles **el** and **un**. This is done in order to avoid repetition of the **a** sound. The plural forms still use the feminine articles.

el agua *water*
las aguas *waters*
un hacha *ax*
unas hachas *axes*

¡LENGUA VIVA!

Since **la fotografía** is feminine, so is its shortened form, **la foto**, even though it ends in **-o**.



¡INTÉNTALO!

Provide a definite article for each noun in the first column and an indefinite article for each noun in the second column.

¿el, la, los o las?

- _____ **la** _____ chica
- _____ chico
- _____ maleta
- _____ cuadernos
- _____ lápiz
- _____ mujeres

¿un, una, unos o unas?

- _____ **un** _____ autobús
- _____ escuelas
- _____ computadora
- _____ hombres
- _____ señora
- _____ lápices

recursos



whcentral.com
Lección 1

1.2

Numbers 0–30  Tutorial

Los números 0 a 30

0	cero	11	once	21	veintiuno
1	uno	12	doce	22	veintidós
2	dos	13	trece	23	veintitrés
3	tres	14	catorce	24	veinticuatro
4	cuatro	15	quince	25	veinticinco
5	cinco	16	dieciséis	26	veintiséis
6	seis	17	diecisiete	27	veintisiete
7	siete	18	dieciocho	28	veintiocho
8	ocho	19	diecinueve	29	veintinueve
9	nueve	20	veinte	30	treinta
10	diez				

AYUDA

Though it is less common, the numbers 16 through 29 (except 20) can also be written as three words: **diez y seis**, **diez y siete**...

- ▶ The number **uno** (*one*) and numbers ending in **-uno**, such as **veintiuno**, have more than one form. Before masculine nouns, **uno** shortens to **un**. Before feminine nouns, **uno** changes to **una**.

un hombre → **veintiún** hombres **una** mujer → **veintiuna** mujeres

- ▶ **¡Atención!** The forms **uno** and **veintiuno** are used when counting (**uno, dos, tres... veinte, veintiuno, veintidós...**). They are also used when the number *follows* a noun, even if the noun is feminine: **la lección uno**.
- ▶ To ask *how many people* or *things* there are, use **cuántos** before masculine nouns and **cuántas** before feminine nouns.
- ▶ The Spanish equivalent of both *there is* and *there are* is **hay**. Use **¿Hay...?** to ask *Is there...?* or *Are there...?* Use **no hay** to express *there is not* or *there are not*.



—¿**Cuántos** estudiantes **hay**?
How many students are there?

—**Hay** seis estudiantes en la foto.
There are six students in the photo.



—¿**Hay** chicos en la fotografía?
Are there guys in the picture?

—**Hay** tres chicas y **no hay** chicos.
There are three girls, and there are no guys.



¡INTÉNTALO!

Provide the Spanish words for these numbers.

- | | | | |
|--------------------|--------------------|---------------------|---------------------|
| 1. 7 _____ | 5. 0 _____ | 9. 23 _____ | 13. 12 _____ |
| 2. 16 _____ | 6. 15 _____ | 10. 11 _____ | 14. 28 _____ |
| 3. 29 _____ | 7. 21 _____ | 11. 30 _____ | 15. 14 _____ |
| 4. 1 _____ | 8. 9 _____ | 12. 4 _____ | 16. 10 _____ |

recursos



vhcentral.com
Lección 1

1.3

Present tense of ser Tutorial

Subject pronouns

ANTE TODO In order to use verbs, you will need to learn about subject pronouns. A subject pronoun replaces the name or title of a person and acts as the subject of a verb.

Subject pronouns			
SINGULAR		PLURAL	
yo	I	nosotros	we (masculine)
		nosotras	we (feminine)
tú	you (familiar)	vosotros	you (masc., fam.)
usted (Ud.)	you (formal)	vosotras	you (fem., fam.)
		ustedes (Uds.)	you
él	he	ellos	they (masc.)
ella	she	ellas	they (fem.)

¡LENGUA VIVA!

In Latin America, **ustedes** is used as the plural for both **tú** and **usted**. In Spain, however, **vosotros** and **vosotras** are used as the plural of **tú**, and **ustedes** is used only as the plural of **usted**.

...
Usted and **ustedes** are abbreviated as **Ud.** and **Uds.**, or occasionally as **Vd.** and **Vds.**

▶ Spanish has two subject pronouns that mean *you* (singular). Use **tú** when addressing a friend, a family member, or a child you know well. Use **usted** to address a person with whom you have a formal or more distant relationship, such as a superior at work, a professor, or an older person.

Tú eres de Canadá, ¿verdad, David? ¿**Usted** es la profesora de español?
You are from Canada, right, David? *Are you the Spanish professor?*

▶ The masculine plural forms **nosotros**, **vosotros**, and **ellos** refer to a group of males or to a group of males and females. The feminine plural forms **nosotras**, **vosotras**, and **ellas** can refer only to groups made up exclusively of females.



nosotros, vosotros, ellos



nosotros, vosotros, ellos



nosotras, vosotras, ellas

▶ There is no Spanish equivalent of the English subject pronoun *it*. Generally *it* is not expressed in Spanish.

Es un problema. Es una computadora.
It's a problem. *It's a computer.*

The present tense of ser

ANTE TODO

In **Contextos** and **Fotonovela**, you have already used several present-tense forms of **ser** (*to be*) to identify yourself and others, and to talk about where you and others are from. **Ser** is an irregular verb; its forms do not follow the regular patterns that most verbs follow. You need to memorize the forms, which appear in this chart.

The verb ser (to be)			
SINGULAR FORMS	yo	soy	<i>I am</i>
	tú	eres	<i>you are (fam.)</i>
	Ud./él/ella	es	<i>you are (form.); he/she is</i>
PLURAL FORMS	nosotros/as	somos	<i>we are</i>
	vosotros/as	sois	<i>you are (fam.)</i>
	Uds./ellos/ellas	son	<i>you are; they are</i>

Uses of ser

- Use **ser** to identify people and things.

—¿Quién **es** él?
Who is he?

—**Es** Felipe Díaz Velázquez.
He's Felipe Díaz Velázquez.

—¿Qué **es**?
What is it?

—**Es** un mapa de España.
It's a map of Spain.

Es Marissa.



Es una maleta.



- **Ser** also expresses possession, with the preposition **de**. There is no Spanish equivalent of the English construction [*noun*] + 's (*Maru's*). In its place, Spanish uses [*noun*] + **de** + [*owner*].

—¿**De** quién **es**?
Whose is it?

—**Es** el diario **de** Maru.
It's Maru's diary.

—¿**De** quién **son**?
Whose are they?

—**Son** los lápices **de** la chica.
They are the girl's pencils.

- When **de** is followed by the article **el**, the two combine to form the contraction **del**. **De** does *not* contract with **la**, **las**, or **los**.

—**Es** la computadora **del** conductor.
It's the driver's computer.

—**Son** las maletas **del** chico.
They are the boy's suitcases.

¡LENGUA VIVA!

Some geographic locations can be referred to either with or without a definite article:

Soy de Estados Unidos./Soy de los Estados Unidos.

...

Sometimes a definite article is a part of a proper name, as in **El Salvador, El Paso, and Los Angeles**. In these cases, **de** and **el** do not contract:

Soy de El Salvador.

► **Ser** also uses the preposition **de** to express origin.

¿De dónde eres?



Yo soy de Wisconsin.

¿De dónde es usted?



Yo soy de Cuba.

—¿**De** dónde **es** Juan Carlos?
Where is Juan Carlos from?

—**Es de** Argentina.
He's from Argentina.

—¿**De** dónde **es** Maru?
Where is Maru from?

—**Es de** Costa Rica.
She's from Costa Rica.

► Use **ser** to express profession or occupation.

Don Francisco **es conductor**.
Don Francisco is a driver.

Yo **soy estudiante**.
I am a student.

► Unlike English, Spanish does not use the indefinite article (**un, una**) after **ser** when referring to professions, unless accompanied by an adjective or other description.

Marta **es profesora**.
Marta is a teacher.

Marta **es una** profesora excelente.
Marta is an excellent teacher.

CONSULTA

You will learn more about adjectives in **Estructura 3.1**, pp. 88–90.

NOTA CULTURAL

Created in 1998, LAN Perú is an affiliate of the Chilean-based LAN Airlines, one of the largest carriers in South America. LAN Perú operates out of Lima, offering domestic flights and international service to select major cities in the Americas and Spain.



recursos



WB
pp. 5–6



LM
p. 5



vhcentral.com
Lección 1

¡INTÉNTALO!

Provide the correct subject pronouns and the present forms of **ser**.

- | | | | | | |
|------------------|-----------|-----------|---------------------|-------|-------|
| 1. Gabriel | <u>él</u> | <u>es</u> | 5. las turistas | _____ | _____ |
| 2. Juan y yo | _____ | _____ | 6. el chico | _____ | _____ |
| 3. Óscar y Flora | _____ | _____ | 7. los conductores | _____ | _____ |
| 4. Adriana | _____ | _____ | 8. los señores Ruiz | _____ | _____ |

1.4

Telling time  Tutorial**ANTE TODO**

In both English and Spanish, the verb *to be* (**ser**) and numbers are used to tell time.

- To ask what time it is, use **¿Qué hora es?** When telling time, use **es + la** with **una** and **son + las** with all other hours.



Es la una.



Son las dos.



Son las seis.

- As in English, you express time in Spanish from the hour to the half hour by adding minutes.

Son las cuatro **y cinco**.Son las once **y veinte**.

- You may use either **y cuarto** or **y quince** to express fifteen minutes or quarter past the hour. For thirty minutes or half past the hour, you may use either **y media** or **y treinta**.

Es la una **y cuarto**.Son las nueve **y quince**.Son las doce **y media**.Son las siete **y treinta**.

- You express time from the half hour to the hour in Spanish by subtracting minutes or a portion of an hour from the next hour.

Es la una **menos cuarto**.Son las tres **menos quince**.Son las ocho **menos veinte**.Son las tres **menos diez**.

¡LENGUA VIVA!

Other useful expressions for telling time:

Son las doce (del día).
It is twelve o'clock (p.m.).

Son las doce (de la noche).
It is twelve o'clock (a.m.).

- ▶ To ask at what time a particular event takes place, use the phrase **¿A qué hora (...)?**
To state at what time something takes place, use the construction **a la(s) + time**.

¿A qué hora es la clase de biología?
(At) what time is biology class?

La clase es **a las dos**.
The class is at two o'clock.

¿A qué hora es la fiesta?
(At) what time is the party?

A las ocho.
At eight.

- ▶ Here are some useful words and phrases associated with telling time.

Son las ocho **en punto**.
It's 8 o'clock on the dot/sharp.

Son las nueve **de la mañana**.
It's 9 a.m./in the morning.

Es **el mediodía**.
It's noon.

Son las cuatro y cuarto **de la tarde**.
It's 4:15 p.m./in the afternoon.

Es **la medianoche**.
It's midnight.

Son las diez y media **de la noche**.
It's 10:30 p.m./at night.



¿Qué hora es?

Son las cuatro menos diez.



¿Qué hora es?

Son las cuatro y veinticinco.

recursos



¡INTÉNTALO!

Practice telling time by completing these sentences.

1. (1:00 a.m.) Es la una de la mañana.
2. (2:50 a.m.) Son las tres _____ diez de la mañana.
3. (4:15 p.m.) Son las cuatro y _____ de la tarde.
4. (8:30 p.m.) Son las ocho y _____ de la noche.
5. (9:15 a.m.) Son las nueve y quince de la _____.
6. (12:00 p.m.) Es el _____.
7. (6:00 a.m.) Son las seis de la _____.
8. (4:05 p.m.) Son las cuatro y cinco de la _____.
9. (12:00 a.m.) Es la _____.
10. (3:45 a.m.) Son las cuatro menos _____ de la mañana.
11. (2:15 a.m.) Son las _____ y cuarto de la mañana.
12. (1:25 p.m.) Es la una y _____ de la tarde.
13. (6:50 a.m.) Son las _____ menos diez de la mañana.
14. (10:40 p.m.) Son las once menos veinte de la _____.

Saludos

Hola.	<i>Hello; Hi.</i>
Buenos días.	<i>Good morning.</i>
Buenas tardes.	<i>Good afternoon.</i>
Buenas noches.	<i>Good evening; Good night.</i>

Despedidas

Adiós.	<i>Goodbye.</i>
Nos vemos.	<i>See you.</i>
Hasta luego.	<i>See you later.</i>
Hasta la vista.	<i>See you later.</i>
Hasta pronto.	<i>See you soon.</i>
Hasta mañana.	<i>See you tomorrow.</i>
Saludos a...	<i>Greetings to...</i>
Chau.	<i>Bye.</i>

¿Cómo está?

¿Cómo está usted?	<i>How are you? (form.)</i>
¿Cómo estás?	<i>How are you? (fam.)</i>
¿Qué hay de nuevo?	<i>What's new?</i>
¿Qué pasa?	<i>What's happening?; What's going on?</i>
¿Qué tal?	<i>How are you?; How is it going?</i>
(Muy) bien, gracias.	<i>(Very) well, thanks.</i>
Nada.	<i>Nothing.</i>
No muy bien.	<i>Not very well.</i>
Regular.	<i>So-so; OK.</i>

Expresiones de cortesía

Con permiso.	<i>Pardon me; Excuse me.</i>
De nada.	<i>You're welcome.</i>
Lo siento.	<i>I'm sorry.</i>
(Muchas) gracias.	<i>Thank you (very much); Thanks (a lot).</i>
No hay de qué.	<i>You're welcome.</i>
Perdón.	<i>Pardon me; Excuse me.</i>
por favor	<i>please</i>

Títulos

señor (Sr.); don	<i>Mr.; sir</i>
señora (Sra.); doña	<i>Mrs.; ma'am</i>
señorita (Srta.)	<i>Miss</i>

Presentaciones

¿Cómo se llama usted?	<i>What's your name? (form.)</i>
¿Cómo te llamas?	<i>What's your name? (fam.)</i>
Me llamo...	<i>My name is...</i>
¿Y usted?	<i>And you? (form.)</i>
¿Y tú?	<i>And you? (fam.)</i>
Mucho gusto.	<i>Pleased to meet you.</i>
El gusto es mío.	<i>The pleasure is mine.</i>
Encantado/a.	<i>Delighted; Pleased to meet you.</i>
Igualmente.	<i>Likewise.</i>
Le presento a...	<i>I would like to introduce you to (name). (form.)</i>
Te presento a...	<i>I would like to introduce you to (name). (fam.)</i>
el nombre	<i>name</i>

¿De dónde es?

¿De dónde es usted?	<i>Where are you from? (form.)</i>
¿De dónde eres?	<i>Where are you from? (fam.)</i>
Soy de...	<i>I'm from...</i>

Palabras adicionales

¿cuánto(s)/a(s)?	<i>how much/many?</i>
¿de quién...?	<i>whose...? (sing.)</i>
¿de quiénes...?	<i>whose...? (plural)</i>
(no) hay	<i>there is (not); there are (not)</i>

Sustantivos

el autobús	<i>bus</i>
el chico	<i>boy</i>
la chica	<i>girl</i>
la computadora	<i>computer</i>
la comunidad	<i>community</i>
el/la conductor(a)	<i>driver</i>
la conversación	<i>conversation</i>
la cosa	<i>thing</i>
el cuaderno	<i>notebook</i>
el día	<i>day</i>
el diario	<i>diary</i>
el diccionario	<i>dictionary</i>
la escuela	<i>school</i>
el/la estudiante	<i>student</i>
la foto(grafía)	<i>photograph</i>
el hombre	<i>man</i>
el/la joven	<i>young person</i>
el lápiz	<i>pencil</i>
la lección	<i>lesson</i>
la maleta	<i>suitcase</i>
la mano	<i>hand</i>
el mapa	<i>map</i>
la mujer	<i>woman</i>
la nacionalidad	<i>nationality</i>
el número	<i>number</i>
el país	<i>country</i>
la palabra	<i>word</i>
el/la pasajero/a	<i>passenger</i>
el problema	<i>problem</i>
el/la profesor(a)	<i>teacher</i>
el programa	<i>program</i>
el/la turista	<i>tourist</i>
el video	<i>video</i>

Verbo

ser	<i>to be</i>
------------	--------------

Numbers 0–30	<i>See page 16.</i>
Telling time	<i>See pages 24–25.</i>
Expresiones útiles	<i>See page 7.</i>



Vocabulary Tools

recursos

LM p. 6	vhicentral.com Lección 1